

PARAMOTORE SPECIFICO - SPECIFIC ENGINE GUARD - PARE-CARTER SPECIFIQUE
 SPEZIFISCHER STURZBÜGEL - DEFENSA DE MOTOR ESPECIFICA

YAMAHA XT1200Z SUPER TENERE' 2010 - 2011

ISTRUZIONI DI MONTAGGIO - MOUNTING INSTRUCTIONS
 INSTRUCTIONS DE MONTAGE - BAUANLEITUNG - INSTRUCCIONES DE MONTAJE


1



PARAMOTORE
 ENGINE GUARD
 PARE-CARTER
 STURZBUEGEL
 DEFENSA DE MOTO

Q.TY n.2(dx-sx)


2



SUPPORTO
 SUPPORT
 SUPPORT
 HALTERUNG
 SOPORTE

Q.TY n.2(Dx-Sx)

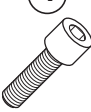
3



SUPPORTO
 SUPPORT
 SUPPORT
 HALTERUNG
 SOPORTE

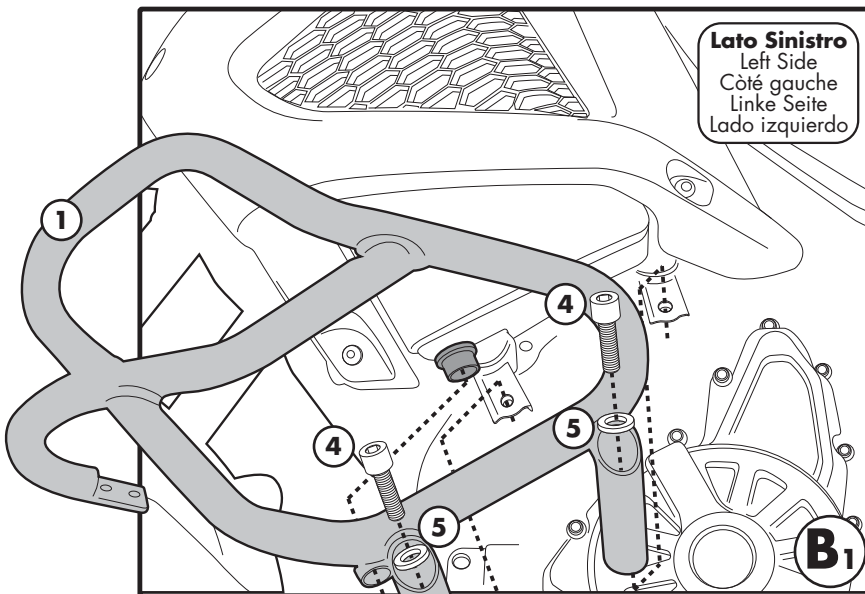
Q.TY n.1

4

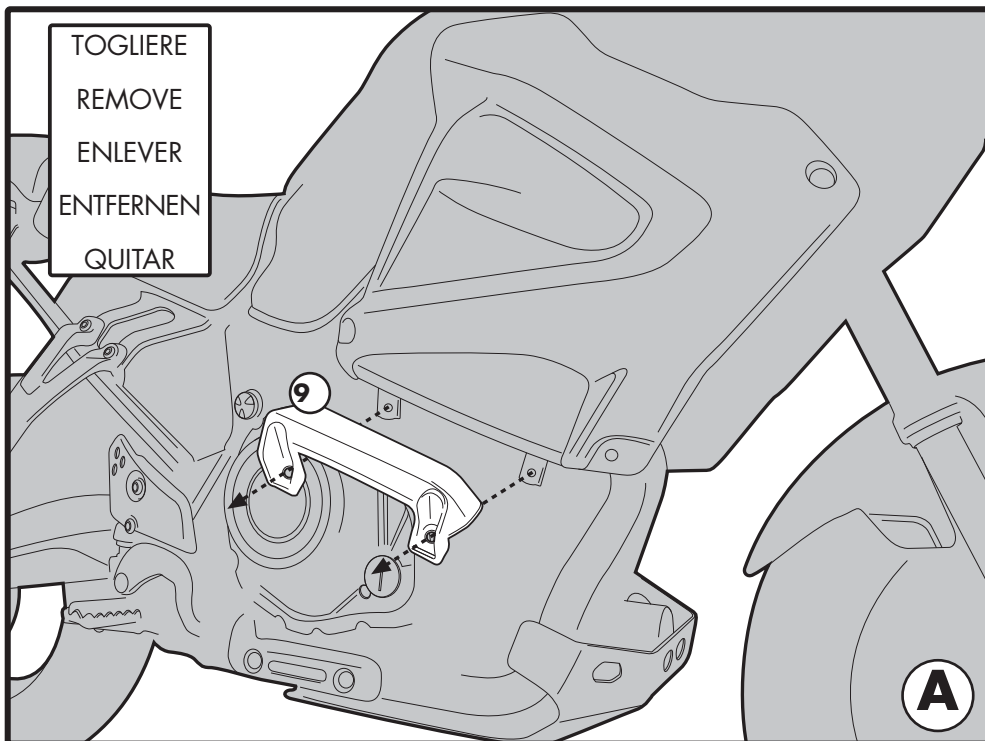


VITE TCEI M8x20mm
 SCREW
 VIS
 SCHRAUBE
 TORNILLO

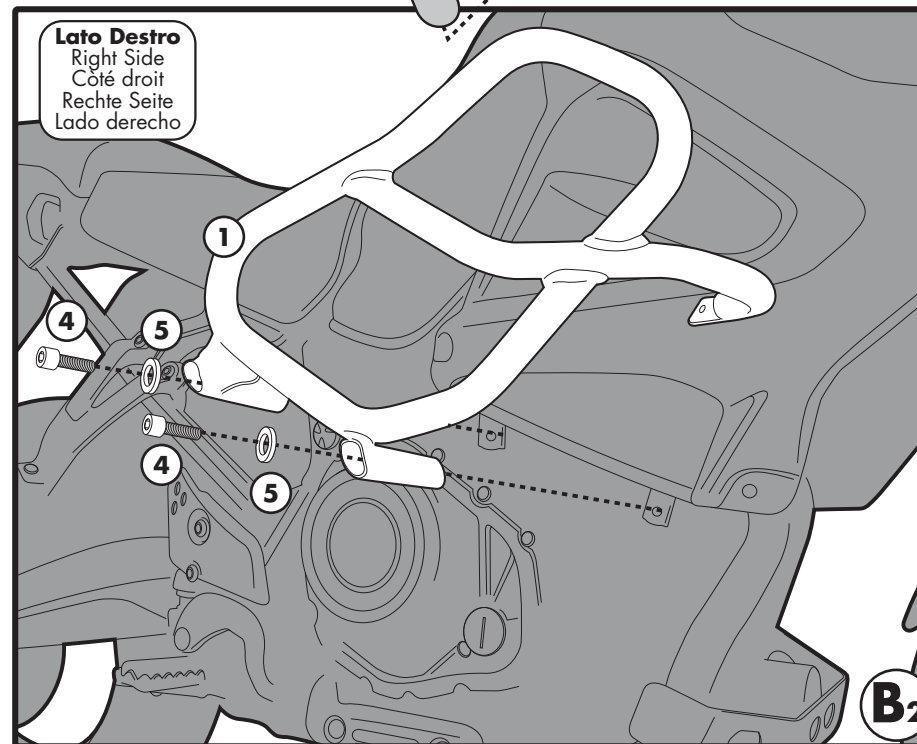
Q.TY n.4



Lato Sinistro
 Left Side
 Côté gauche
 Linke Seite
 Lado izquierdo



TOGLIERE
 REMOVE
 ENLEVER
 ENTFERNEN
 QUITAR



Lato Destro
 Right Side
 Côté droit
 Rechte Seite
 Lado derecho

PARAMOTORE SPECIFICO - SPECIFIC ENGINE GUARD - PARE-CARTER SPECIFIQUE
 SPEZIFISCHER STURZBÜGEL - DEFENSA DE MOTOR ESPECIFICA

YAMAHA XT1200Z SUPER TENERE'

2010 - 2011

ISTRUZIONI DI MONTAGGIO - MOUNTING INSTRUCTIONS
 INSTRUCTIONS DE MONTAGE - BAUANLEITUNG - INSTRUCCIONES DE MONTAJE

9

COMPONENTI ORIGINALI
 ORIGINAL PARTS
 PARTIES ORIGINALES
 ORIGINAL BAUTEILE
 COMPONENTES ORIGINALES

Q.TY n.-

10

RONDELLA 12RON
 WASHER
 RONDELLE
 SCHEIBE
 ARANDELA

Q.TY n.4

5



RONDELLA Ø8
 WASHER
 RONDELLE
 SCHEIBE
 ARANDELA

Q.TY n.4

6



DADO A.B. M8
 FLANGIATO
 BOLT M8
 ECROU M8
 MUTTER M8
 TUERCA M8

Q.TY n.4

7



RONDELLA Ø6x18mm
 WASHER
 RONDELLE
 SCHEIBE
 ARANDELA

Q.TY n.1

8



VITE TEF M12x35mm
 passo 1,25
 SCREW
 VIS
 SCHRAUBE
 TORNILLO

Q.TY n.4

