

PORTAVALIGIE LATERALE SPECIFICO - SPECIFIC TUBULAR SIDE-CASE HOLDER
 PORTE-VALISES LATÉRAUX SPÉCIFIQUE - SPEZIFISCHES STAHLROHR-SEITENTRÄGER
 PORTA-EQUIPAJE LATERAL ESPECIFICO

HONDA VFR 800 '02/'03

VTEC

ISTRUZIONI DI MONTAGGIO - MOUNTING INSTRUCTIONS
 INSTRUCTIONS DE MONTAGE - BAUANLEITUNG - INSTRUCCIONES DE MONTAJE

MONORACK SPECIFICO+PORTAVALIGIE LATERALE SPECIFICO
 SPECIFIC MONORACK+SPECIFIC TUBULAR SIDE-CASE HOLDER
 MONORACK SPÉCIFIQUE+PORTE-VALISES LATÉRAUX SPÉCIFIQUE
 SPEZIFISCHES MONORACK+SPEZIFISCHES STAHLROHR-SEITENTRÄGER
 MONORACK ESPECIFICO+PORTA-EQUIPAJE LATERAL ESPECIFICO

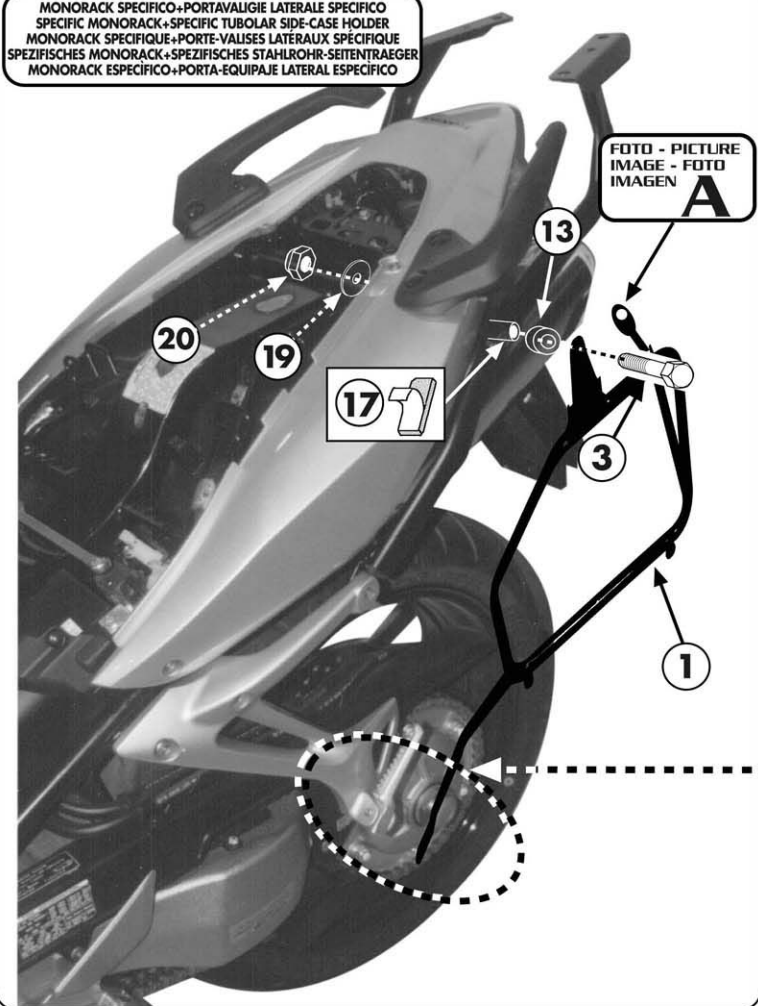
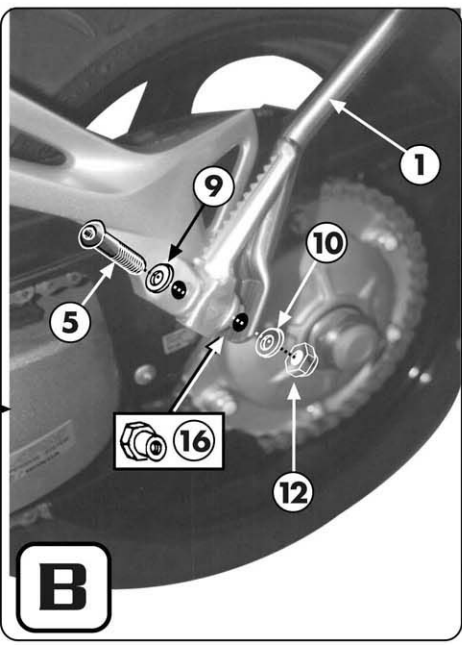
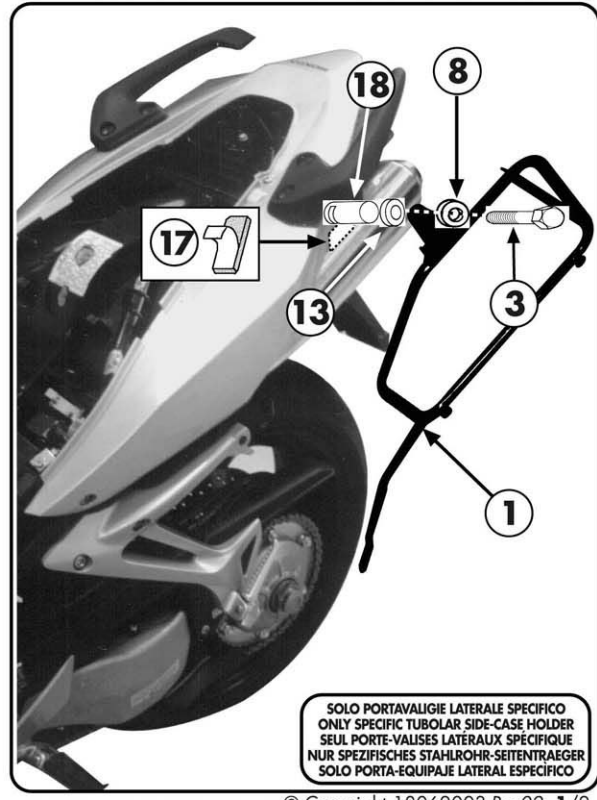


FOTO - PICTURE
 IMAGE - FOTO
 IMAGEN **A**



B



SOLO PORTAVALIGIE LATERALE SPECIFICO
 ONLY SPECIFIC TUBULAR SIDE-CASE HOLDER
 SEUL PORTE-VALISES LATÉRAUX SPÉCIFIQUE
 NUR SPEZIFISCHES STAHLROHR-SEITENTRÄGER
 SOLO PORTA-EQUIPAJE LATERAL ESPECIFICO

<p>1</p> <p>Q.TY n.2(dx-sx)</p>	<p>2</p> <p>PIASTRA LASER LASER PLATE PLAQUE LASER PLAQUA LASER</p> <p>Q.TY n.1</p>	<p>3</p> <p>VITE TE M8 x 150 SCREW M8 x 150 VIS M8 x 150 SCHRAUBE M8 x 150 TORNILLO M8 x 150</p> <p>Q.TY n.2</p>	<p>4</p> <p>VITE TE M8 x 16 SCREW M8 x 16 VIS M8 x 16 SCHRAUBE M8 x 16 TORNILLO M8 x 16</p> <p>Q.TY n.2</p>	<p>5</p> <p>VITE TBEI M6 x 55 SCREW M6 x 55 VIS M6 x 55 SCHRAUBE M6 x 55 TORNILLO M6 x 55</p> <p>Q.TY n.2</p>	<p>6</p> <p>VITE TE M6 x 35 SCREW M6 x 35 VIS M6 x 35 SCHRAUBE M6 x 35 TORNILLO M6 x 35</p> <p>Q.TY n.2</p>
<p>7</p> <p>RONDELLA Ø 8 WASHER Ø 8 WÄSCHER Ø 8 SCHEIBE Ø 8 ARANDELA Ø 8</p> <p>Q.TY n.4</p>	<p>8</p> <p>RONDELLA 8 x 14 WASHER 8 x 14 WÄSCHER 8 x 14 SCHEIBE 8 x 14 ARANDELA 8 x 14</p> <p>Q.TY n.2</p>	<p>9</p> <p>RONDELLA Ø 6 WASHER Ø 6 WÄSCHER Ø 6 SCHEIBE Ø 6 ARANDELA Ø 6</p> <p>Q.TY n.4</p>	<p>10</p> <p>RONDELLA 6 x 18 WASHER 6 x 18 WÄSCHER 6 x 18 SCHEIBE 6 x 18 ARANDELA 6 x 18</p> <p>Q.TY n.2</p>	<p>11</p> <p>DADO A.B. M8 rib. BOLT M8 ECROU M8 MUTTER M8 TUERCA M8</p> <p>Q.TY n.2</p>	<p>12</p> <p>DADO A.B. M6 BOLT M6 ECROU M6 MUTTER M6 TUERCA M6</p> <p>Q.TY n.2</p>

PORTAVALIGIE LATERALE SPECIFICO - SPECIFIC TUBULAR SIDE-CASE HOLDER
 PORTE-VALISES LATÉRAUX SPECIFIQUE - SPECIFISCHES STAHLROHR-SEITENTRÄGER
 PORTA-EQUIPAJE LATERAL ESPECIFICO

HONDA VFR 800 '02/'03

VTEC

ISTRUZIONI DI MONTAGGIO - MOUNTING INSTRUCTIONS
 INSTRUCCIONES DE MONTAJE - BAUANLEITUNG - INSTRUCCIONES DE MONTAJE

13



V 014

DISTANZIALE
 13X10 Ø 8.5
 SPACER 13x10
 ENTRETOISE 13X10
 DISTANZSTÜCK 13X10
 SEPARADOR 13X10

Q.TY n.2

14



V 222

DISTANZIALE
 12X4 Ø 6.5
 SPACER 12X4
 ENTRETOISE 12X4
 DISTANZSTÜCK 12X4
 SEPARADOR 12X4

Q.TY n.2

15



V 463

DISTANZIALE 18x12.5
 ribas. 9.5x11.5 Ø 6.5
 SPACER LOW
 ENTRETOISE BAISE
 DISTANZSTÜCK
 SEPARADOR REBAJADO

Q.TY n.2

16



V 258

DADO SPECIALE
 SPECIAL BOLT
 ECROU SPECIAL
 MUTTER ESPECIAL
 TUERCA ESPECIAL

Q.TY n.2

17




Z 298

MOUSSE PROTETTIVA
 RUBBER PROTECTION
 MOUSSE DE PROTECTION
 GUMMI
 MOUSSE PROTECTORA

Q.TY n.2

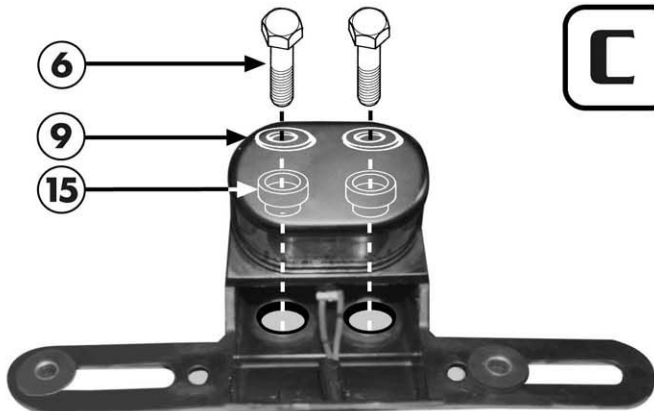
18



V 455 dx/sx

DISTANZIALE fresato
 95X18 Ø 8.5
 SPACER 95x18
 ENTRETOISE 95x18
 DISTANZSTÜCK 95x18
 SEPARADOR 95x18

Q.TY n.2 dx/sx



19



RONDELLA 32X2
 foro Ø 8,5
 WASHER 32X2
 RONDELLE 32X2
 SCHEIBE 32X2
 ARANDELA 32X2

Q.TY n.2

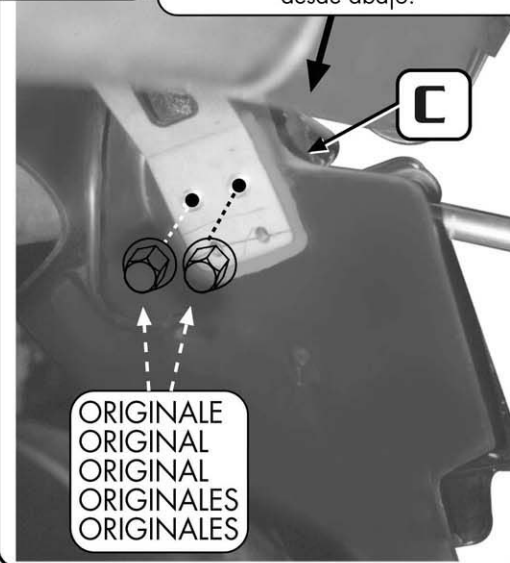
20





DADO A.B. M8
 BOLT M8
 ECROU M8
 MUTTER M8
 TUERCA M8

Q.TY n.2

Portatarga lato Sx-Vista dal basso;
 Number plate holder, left side, as
 seen from the bottom;
 Porte plaque d'immatriculation, côté
 gauche, vue d'en bas;
 Trägenversteifung nummernschild,
 von hinten links;
 Porta matricula lado izquierdo vista
 desde abajo.



ORIGINALE
 ORIGINAL
 ORIGINAL
 ORIGINALES
 ORIGINALES



14